

# Analytics

Devices **All devices**

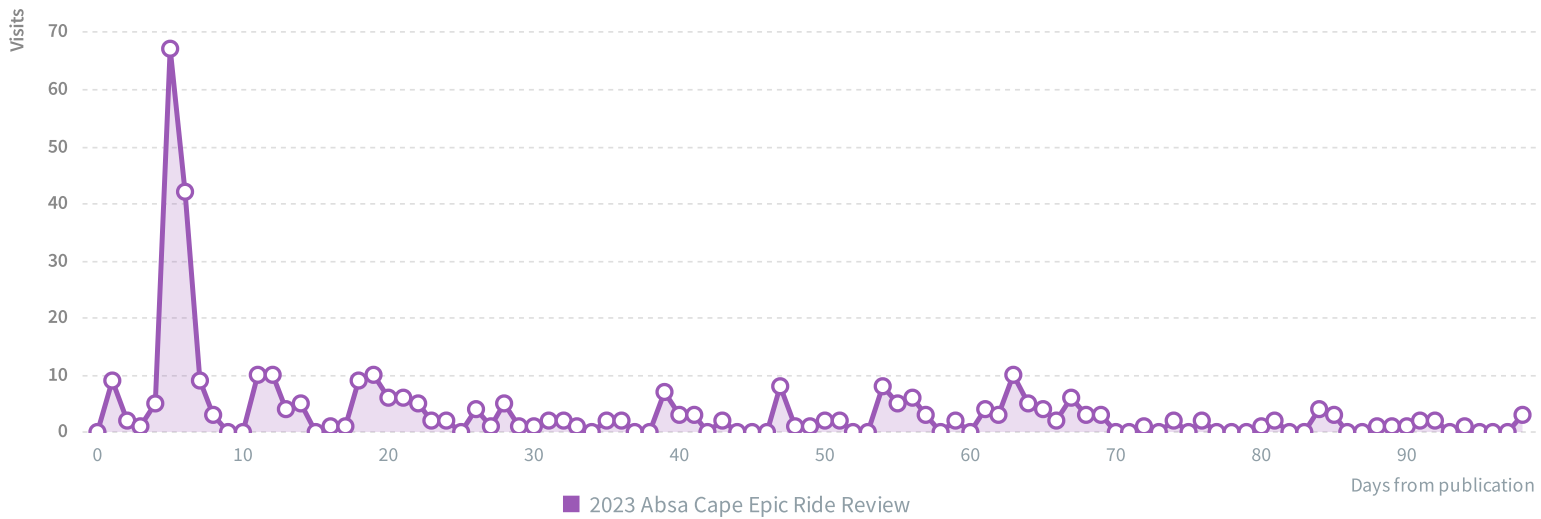
Campaign **All campaigns**

Period **All time**

Edition **2023 Absa Cape Epic Ride Review**

## Visits

Total visits <b>349</b>	Total pageviews <b>3294</b>	Avg. pages read <b>9.4</b>	Avg. time per page <b>21.2s</b>	Avg. time spent <b>3m 20s</b>
----------------------------	--------------------------------	-------------------------------	------------------------------------	----------------------------------



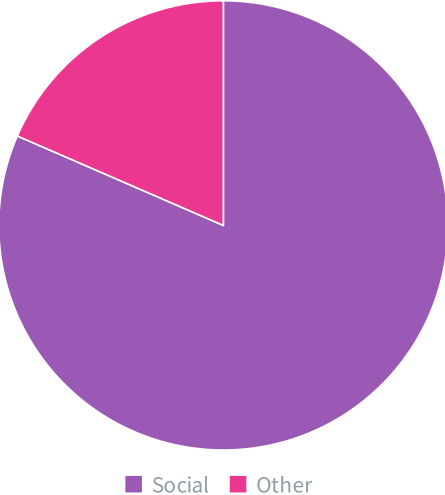
## Content analysis

#	Page	Views	Uniques	Avg. visit duration	Total engagement	Exits	Scrolled %
1	Cover	262	191	16s	1h 10m 1s	36%	—
2	Foreword	150	106	16s	39m 24s	10%	69%
3	- What You've Overcome - #main_scroll	1	1	1s	1s	0%	—
3	What You've Overcome	157	113	35s	1h 31m 1s	12%	68%
4	AD	135	95	13s	28m 55s	8%	85%
5	Meerendal Feature	114	87	17s	32m 59s	7%	65%
6	Prologue Racing	123	101	12s	24m 50s	16%	58%
7	- Prologue - Masters of MTB - #main_scroll	1	1	27s	27s	0%	—
7	Prologue - Masters of MTB	106	81	25s	44m 28s	10%	67%
8	Prologue - Report	97	80	25s	41m 3s	9%	59%
9	Hermanus Feature	80	66	6s	7m 58s	6%	75%
10	Stage 1 - Racing	74	61	12s	15m 21s	5%	58%
11	Stage 1 - Leaving a legacy	74	61	10s	11m 56s	11%	61%
12	Stage 1 - Report	89	80	31s	46m 10s	24%	75%
13	Stage 2 - Racing	77	70	35s	45m 19s	20%	52%
14	Stage 2 - Pumping up the Jam	64	56	6s	6m 1s	0%	57%
15	Stage 2 - Report	63	55	11s	11m 16s	4%	51%
16	Stage 3 - Racing	58	53	8s	7m 21s	4%	52%
17	Stage 3 - Three's a charm	57	52	6s	5m 47s	2%	63%
18	Stage 3 - Report	64	57	9s	9m 33s	18%	61%
19	Gallery - Prologue to Stage 3	60	47	18s	17m 57s	13%	73%
20	Oak Valley Feature	54	41	4s	3m 56s	2%	66%

21	Stage 4 - Racing	55	43	8s	7m 10s	2%	51%
22	Stage 4 - More Racing	50	40	21s	17m 14s	3%	63%
23	Stage 4 - Report	61	52	58s	59m 9s	13%	65%
24	Gallery - Crew and Volunteers	51	40	14s	11m 55s	3%	57%
25	Stage 5 - Racing	51	41	5s	4m 24s	0%	44%
26	Stage 5 - Vincenzo Nibali	47	43	6s	4m 58s	5%	43%
27	Stage 5 - Report	71	64	23s	27m 15s	30%	65%
28	Stage 6 - Racing	60	52	19s	19m 8s	13%	63%
29	Stage 6 - Taming Africa	49	44	23s	19m 0s	5%	74%
30	Stage 6 - Report	78	69	1m 7s	1h 26m 33s	32%	81%
31	Gallery - Faces of the 2023 Absa Cape Epic	77	47	22s	27m 52s	13%	91%
32	Val de Vie Feature	60	46	4s	4m 28s	7%	58%
33	Stage 7 - Racing	45	41	11s	8m 28s	5%	52%
34	Stage 7 - Life After The Bike	42	37	12s	8m 11s	5%	63%
35	Stage 7 - Report	42	37	27s	19m 14s	14%	45%
36	Gallery - Stage 4 to Stage 7	34	31	47s	26m 34s	3%	55%
37	Exxaro	35	31	3s	2m 1s	6%	53%
38	Alps to Africa	36	32	6s	3m 42s	13%	53%
39	The Millars	38	30	21s	13m 28s	10%	58%
40	The Last Lions	41	30	13s	8m 56s	0%	73%
41	The Bull Pen	67	50	30s	33m 15s	22%	68%
42	The Finisher List	68	38	13s	15m 4s	29%	—
43	Overall Results	76	41	16s	20m 26s	20%	95%
44	Our Sponsors	60	29	13s	12m 42s	24%	59%



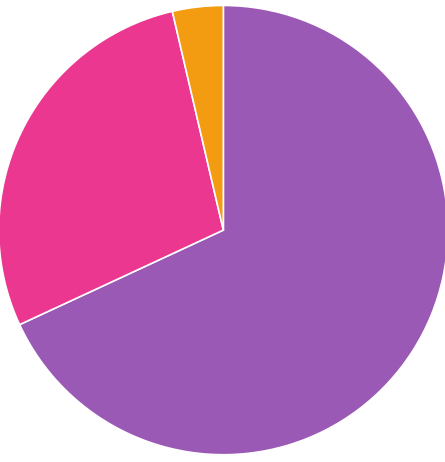
### Traffic Sources



■ Social ■ Other

Referrers	Uniques	Views
Source		
Facebook	224	2395
Keyword not defined	14	240
www.epic-series.com	11	303

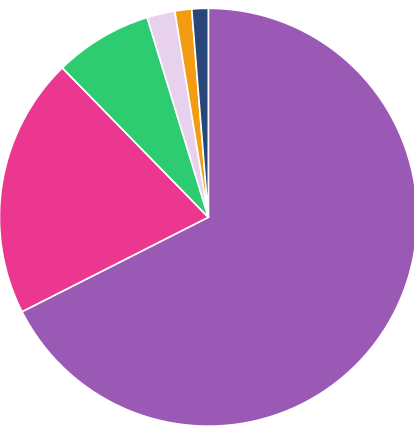
### Devices



■ Smartphone ■ Desktop ■ Tablet

Device	Total	Percent
Smartphone	224	68.1%
Desktop	93	28.3%
Tablet	12	3.6%

### Navigation Methods



■ Navigation Bar ■ Swipe ■ Internal link ■ Table of Contents  
 ■ Keyboard ■ Home Button

Method	Total	Percent
Navigation Bar	2028	67.3%
Swipe	605	20.1%
Internal link	228	7.6%
Table of Contents	65	2.2%
Keyboard	39	1.3%
Home Button	38	1.3%

## External Websites & Other Editions

Link	Clicks	Unique	CTR%
<a href="https://www.classified-cycling.cc">https://www.classified-cycling.cc</a>	2	2	0.57%
<a href="https://www.cape-epic.com/riders/event/results">https://www.cape-epic.com/riders/event/results</a>	1	1	0.29%
<a href="https://www.epic-series.com/capeepic-riders-liveresults">https://www.epic-series.com/capeepic-riders-liveresults</a>	1	1	0.29%
<a href="https://www.exxaro.com">https://www.exxaro.com</a>	1	1	0.29%

## Downloads

File	Clicks	Unique
ACE23_FinisherList.pdf	29	22
Overall_Results_2023.pdf	17	14